



Commercial Lighting



Tube Lighting

I-TUBE

- *) Visually Comfortable indirect Reflection
- *) Easy to replace and install
- *) Glare-free and highly efficient light
- *) Warranty : 5 years / Life Time : 50,000 hrs
- *) Application : Home, offices, Factories, Super stores, Big box chains, Gyms.



Specifications

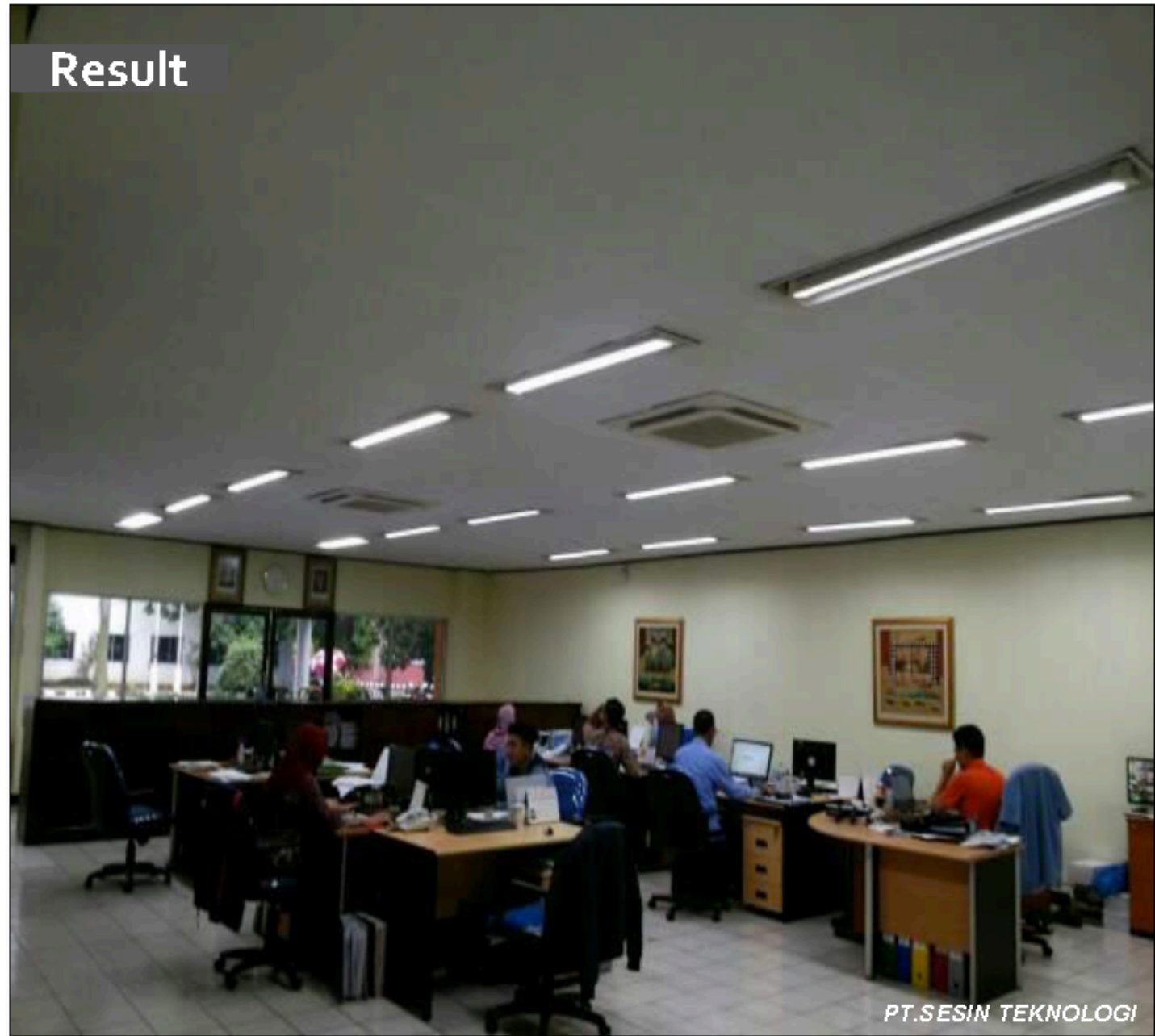
* Tolerance : ± 5%

Model	Power	Luminous Efficacy	Luminous Flux	Color Temperature	CRI	Weight	Input Voltage	Operation Temperature
ITB16 (Isolation)	16W	115lm/W	1,840 lm	5000K (3000K, 4000K 5700K, 6500K available)	80 Ra	Built-in Driver 0.44kg / 0.97 lb	AC100~240V	-10°C~50°C 14°F~122°F
ITE16 (Non-Isolation)	16W		1,840 lm					
ITB16 (Isolation)	19W (19.5W)	110lm/W	2,145 lm			Built-in Driver 0.44kg / 0.97 lb		
ITE19 (Non-Isolation)	19W (19.5W)	115lm/W	2,243 lm					
ITB20 (Isolation)	20W (19.5W)	110lm/W	2,145 lm			Built-in Driver 0.52kg / 1.15 lb		
ITE22 (Non-Isolation)	22W	110lm/W	2,420 lm					

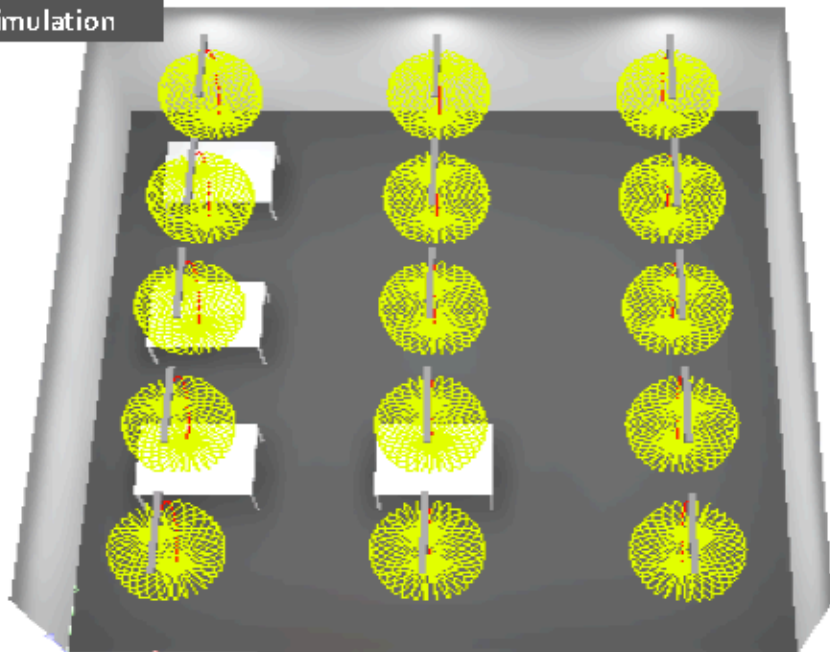
Simulation




Result



Simulation








Before



PT.SESIN TEKNOLOGI



After



PT.SESIN TEKNOLOGI